


Zubehör für Schliff-Verbindungen

Accessories for Ground joints

PTFE Einmal-Schliffmanschetten

Disposable ground joint sleeves

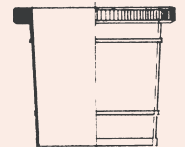
Best.-Nr. Cat.-No.	für Normschliffe NS Designation size
1.1015.05	5/13
1.1015.07	7/16
1.1015.10	10/19
1.1015.12	12/21
1.1015.14	14/23
1.1015.19	19/26
1.1015.24	24/29
1.1015.29	29/32
1.1015.34	34/35
1.1015.45	45/40



PTFE-Manschetten mit Griffbund

PTFE-Sleeves with rim

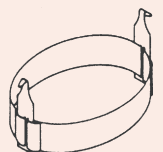
Best.-Nr. Cat.-No.	für Normschliffe NS for ground joints size
1.1017.10	10/19
1.1017.12	12/21
1.1017.14	14/23
1.1017.19	19/26
1.1017.24	24/29
1.1017.29	29/32
1.1017.34	34/35
1.1017.45	45/40



Alu-Ringe mit Haken

Alu-Rings with hooks

Best.-Nr. Cat.-No.	passend für NS fitting for size
1.1025.14	12 - 14
1.1025.19	19 - 24
1.1025.29	29 - 34
1.1025.45	45





Spiralfedern Springs

Best.-Nr. Cat.-No.	Gesamtlänge ca. mm Overall length approx. mm
1.1028.20	20
1.1028.25	25
1.1028.35	35
1.1028.40	40
1.1028.50	50
1.1028.60	60
1.1028.70	70



Drahtklemmen für Kegelschliffe Clips for conical joints

Best.-Nr. Cat.-No.	Größe Size
1.1032.14	14/23
1.1032.19	19/26
1.1032.24	24/29
1.1032.29	29/32
1.1032.34	34/35
1.1032.45	45/40



Gabelklemmen für Kegelschliffe, ohne Feststellschraube Fork clamps for ground joints, without setscrew

Best.-Nr. Cat.-No.	Größe Size
1.1035.14	14/23
1.1035.19	19/26
1.1035.24	24/29
1.1035.29	29/32
1.1035.45	45/40

Feststellschrauben für NS-Gabelklemmen Setscrews for NS-fork clamps

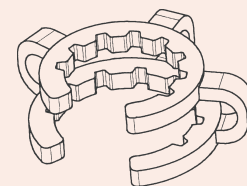
Best.-Nr. Cat.-No.	Größe Size
1.1035.99	14 - 45

Schliffklemmen für Kegelschliffe

aus Kunststoff (Delrin) Typ "Keck"

Clips for conical joints of plastic (Delrin) Typ "Keck"

Best.-Nr. Cat.-No.	Größe Size
1.1037.10	10/19
1.1037.12	12/21
1.1037.14	14/23
1.1037.19	19/26
1.1037.24	24/29
1.1037.29	29/32
1.1037.34	34/35
1.1037.40	40/38
1.1037.45	45/40

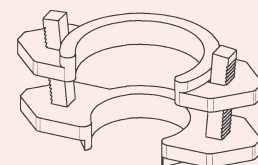


Schliffklemmen für Kegelschliffe

aus Kunststoff (Delrin) Typ "Safety Clip"

Clips for conical joints of plastic (Delrin) Typ "Safety Clip"

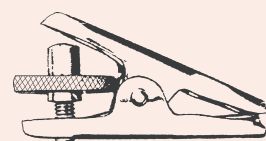
Best.-Nr. Cat.-No.	Größe Size
1.1038.10	10/19
1.1038.12	12/21
1.1038.14	14/23
1.1038.19	19/26
1.1038.24	24/29
1.1038.29	29/32
1.1038.34	34/35
1.1038.40	40/38
1.1038.45	45/40



Gabelklemmen für Kugelschliffe mit Feststellschraube

Clips for spherical ground joints with screw

Best.-Nr. Cat.-No.	für Schliffe fitting joints
1.2313.02	13
1.2319.09	19
1.2329.15	29
1.2335.20	35
1.2341.25	40/41
1.2351.30	51
1.2365.40	65



Schraubverbindungs-Systeme

Screw Connecting Adapters

Gewinderohre zum Ansetzen, Boro 3.3


Screwthread tubes for glassblowers



Best.-Nr. Cat.-No.	ISO-Gewinde GL Iso-thread GL	Ø a mm O.D. mm
1.3000.14	14	12
1.3000.18	18	16
1.3000.25	25	22
1.3000.32	32	28
1.3000.45	45	40

Gewinderohr mit NS-Kern, Boro 3.3


Screwthread tubes with standard ground cone



Best.-Nr. Cat.-No.	ISO-Gewinde GL Iso-thread GL	Kern NS Cone size
1.3114.14	14	14/23
1.3114.19	14	19/26
1.3114.24	14	24/29
1.3114.29	14	29/32
1.3118.14	18	14/23
1.3118.19	18	19/26
1.3118.24	18	24/29
1.3118.29	18	29/32
1.3125.14	25	14/23
1.3125.19	25	19/26
1.3125.24	25	24/29
1.3125.29	25	29/32

Schraubverschlußkappen mit PTFE-beschichteten Dichtungen

Plastic screw-caps, closed with PTFE-protected seals

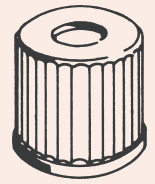


Best.-Nr. Cat.-No.	ISO-Gewinde GL Iso-thread GL
1.3200.14	14
1.3200.18	18
1.3200.25	25
1.3200.32	32
1.3200.45	45

Schraubverbindungskappen

Plastic screw-caps with aperture

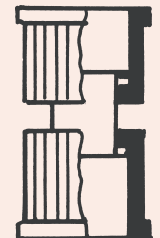
Best.-Nr. Cat.-No.	ISO-Gewinde GL Iso-thread GL	Bohrung Ø mm Aperture bore mm
1.3210.14	14	8
1.3210.18	18	11
1.3210.25	25	15
1.3210.32	32	20
1.3210.45	45	34



Schraubkupplung zum flexiblen Verbinden von zwei Glasgewinden mit integrierter Silikon-PTFE-Dichtung, beständig bis ca. 180 °C

SVS screwthread adapter coupling for flexible coupling of two glass screwthreads with integral silicone PTFE gasket for use up to approx. 180 °C

Best.-Nr. Cat.-No.	ISO-Gewinde GL Iso-thread GL
1.3215.14	14
1.3215.18	18
1.3215.25	25
1.3215.32	32

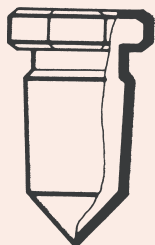
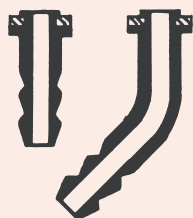


Silikon-Dichtungen mit PTFE-Stulpen

Silicone rubber sealing rings with PTFE-washers

Best.-Nr. Cat.-No.	ISO-Gewinde GL Iso thread GL	Größe Øa x Øi mm Size O.D. x I.D. mm	Rohr Øa mm for tube O.D. mm	
1.3314.06	14	12 x 6	5,5 bis/to 6,5	
1.3318.06	18	16 x 6	5,5	6,5
1.3318.08	18	16 x 8	7,5	9,0
1.3318.10	18	16 x 10	9,0	11,0
1.3325.08	25	22 x 8	7,5	9,0
1.3325.10	25	22 x 10	9,0	11,0
1.3325.12	25	22 x 12	11,0	13,0
1.3332.10	32	29 x 10	9,0	11,0
1.3332.12	32	29 x 12	11,0	13,0
1.3332.14	32	29 x 14	13,0	15,0
1.3332.16	32	29 x 16	15,0	17,0
1.3332.18	32	29 x 18	17,0	19,0
1.3345.26	45	42 x 26	25,0	27,0
1.3345.32	45	42 x 32	31,0	33,0





Silikon-Dichtungen zum Durchstechen (Septa) für Schraubverbindungskappen

Silicone rubber seals for piercing (Septa) for plastic screw-caps

Best.-Nr. Cat.-No.	ISO-Gewinde GL Iso thread GL	Øa mm O.D. mm	Dicke mm Thickness mm
1.3412.14	14	12	2
1.3416.18	18	16	2
1.3422.25	25	22	2
1.3429.32	32	29	2
1.3442.45	45	42	3

Kunststoff-Oliven, PP, mit Silikon-Dichtung

Plastic hose connections, PP, with silicone rubber seal

Best.-Nr. Cat.-No.	Ausführung type
1.3500.00	gerade/straight
1.3600.00	gebogen/bent

Stopfen

Stoppers

Sechskant-Hohlstopfen, Spitzboden, Boro 3.3

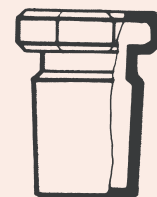
Hollow stoppers, hexagonal plate, pointed bottom

Best.-Nr. Cat.-No.	NS size
1.4000.07	7/16
1.4000.10	10/19
1.4000.12	12/21
1.4000.14	14/23
1.4000.19	19/26
1.4000.24	24/29
1.4000.29	29/32
1.4000.34	34/35
1.4000.45	45/40

Sechskant-Hohlstopfen, mit flachem Boden, Boro 3.3

Hollow stoppers, hexagonal plate, with flat bottom

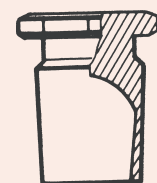
Best.-Nr. Cat.-No.	NS size
1.4003.07	7/16
1.4003.10	10/19
1.4003.12	12/21
1.4003.14	14/23
1.4003.19	19/26
1.4003.24	24/29
1.4003.29	29/32
1.4003.34	34/35
1.4003.45	45/40



Achtkant-Deckelstopfen, Glas massiv, Boro 3.3

Stoppers with octagonal plate, solid glass


Best.-Nr. Cat.-No.	NS size	
1.4005.10	10/19	
1.4005.12	12/21	
1.4005.14	14/23	
1.4005.19	19/26	
1.4005.24	24/29	
1.4005.29	29/32	Halbhohl/semi hollow
1.4005.34	34/35	Halbhohl/semi hollow
1.4005.45	45/40	Halbhohl/semi hollow



Kunststoff-Stopfen, achtkant

Plastic stoppers, with octagonal plate

Best.-Nr. Cat.-No.	NS size
1.4010.07	7/16
1.4010.10	10/19
1.4010.12	12/21
1.4010.14	14/23
1.4010.19	19/26
1.4010.24	24/29
1.4010.29	29/32
1.4010.34	34/35
1.4010.45	45/40
1.4010.60	60/46



Übergangsstücke

Reduction and Expansion Adapters

Übergangsstücke mit Normschliffen, Boro 3.3

Adapters, reduction and expansion with ground conical joints




Best.-Nr. Cat.-No.	Hülse NS Socket size	Kern NS Cone size
1.5012.14	12/21	14/23
1.5014.12	14/23	12/21
1.5014.19	14/23	19/26
1.5014.24	14/23	24/29
1.5014.29	14/23	29/32
1.5019.14	19/26	14/23
1.5019.24	19/26	24/29
1.5019.29	19/26	29/32
1.5019.34	19/26	34/35
1.5024.14	24/29	14/23
1.5024.19	24/29	19/26
1.5024.29	24/29	29/32
1.5024.34	24/29	34/35
1.5024.45	24/29	45/40
1.5029.14	29/32	14/23
1.5029.19	29/32	19/26
1.5029.24	29/32	24/29
1.5029.34	29/32	34/35
1.5029.45	29/32	45/40
1.5029.60	29/32	60/46
1.5029.71	29/32	71/51
1.5029.85	29/32	85/55
1.5034.19	34/35	19/26
1.5034.24	34/35	24/29
1.5034.29	34/35	29/32
1.5045.29	45/40	29/32
1.5045.34	45/40	34/35
1.5045.60	45/40	60/46
1.5045.71	45/40	71/51
1.5045.85	45/40	85/55
1.5060.29	60/46	29/32
1.5060.45	60/46	45/40
1.5071.29	71/51	29/32
1.5071.45	71/51	45/40
1.5085.29	85/55	29/32
1.5085.45	85/55	45/40

Übergangsstücke von Kegenschliff-Kern zu Kugelschliff-Schale, Boro 3.3

Adapters from cone to Spherical Socket Member

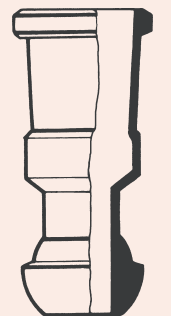
Best.-Nr. Cat.-No.	Schale S Spherical socket	Kern NS Cone size
1.5219.14	19	14/23
1.5219.24	19	24/29
1.5219.29	19	29/32
1.5229.29	29	29/32
1.5235.29	35	29/32
1.5241.45	41	45/40
1.5265.45	65	45/40



Übergangsstücke von Kugelschliff-Kugel zu Kegenschliff-Hülse, Boro 3.3

Adapters from Spherical Ball Member to Ground Joint Socket

Best.-Nr. Cat.-No.	Hülse NS Socket size	Kugel S Spherical ball member S
1.5314.19	14/23	19
1.5324.19	24/29	19
1.5329.19	29/32	19
1.5329.29	29/32	29
1.5329.35	29/32	35
1.5329.41	29/32	41
1.5345.35	45/40	35
1.5345.41	45/40	41
1.5345.65	45/40	65



Verbindungsstücke

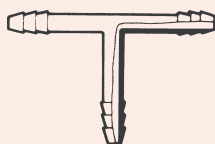
Connectors

Doppeloliven, Boro 3.3

Serrated Hose Connectors, double



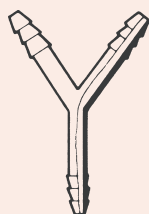
Best.-Nr. Cat.-No.	Gesamtlänge mm Total length mm	Rohr Ø mm O.D. of tube mm
1.6000.08	115	8
1.6000.09	115	9
1.6000.10	115	10



T - Stücke, Boro 3.3

T-Connectors

Best.-Nr. Cat.-No.	Gesamtlänge mm Total length mm	Rohr Ø mm O.D. of tube mm
1.6005.08	115	8 - 9
1.6005.10	115	10 - 11



Y-Stücke, Boro 3.3

Y-Connectors

Best.-Nr. Cat.-No.	Gesamtlänge mm Total length mm	Rohr Ø mm O.D. of tube mm
1.6007.08	115	8 - 9
1.6007.10	115	10 - 11



Verbindungsstücke für Schläuche, Boro 3.3

Hose connectors

Best.-Nr. Cat.-No.	Gesamtlänge mm Total length mm	Großer Außen Ø ca. mm Max. O.D. of tube mm
1.6010.00	110	18